

Statistical Natural Language Processing

N-gram Language Models

Çağrı Çöltekin

University of Tübingen
Seminar für Sprachwissenschaft

Summer Semester 2018

N-gram language models

- A **language model** answers the question *how likely is a sequence of words in a given language?*
- They assign scores, typically probabilities, to sequences (of words, letters, ...)
- **n-gram** language models are the ‘classical’ approach to language modeling
- The main idea is to estimate probabilities of sequences, using the probabilities of words given a limited history
- As a bonus we get the answer for *what is the most likely word given previous words?*

N-grams in practice: spelling correction

- How would a spell checker know that there is a spelling error in the following sentence?

*I like pizza **wit** spinach*

- Or this one?

*Zoo animals on the **lose***

N-grams in practice: spelling correction

- How would a spell checker know that there is a spelling error in the following sentence?

*I like pizza **wit** spinach*

- Or this one?

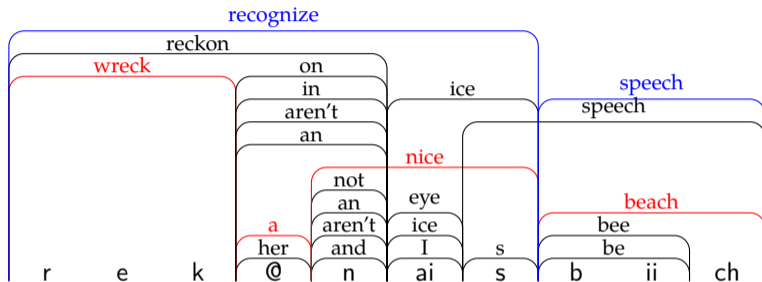
*Zoo animals on the **lose***

We want:

$$P(\text{I like pizza } \mathbf{with} \text{ spinach}) > P(\text{I like pizza } \mathbf{wit} \text{ spinach})$$

$$P(\text{Zoo animals on the } \mathbf{loose}) > P(\text{Zoo animals on the } \mathbf{lose})$$

N-grams in practice: speech recognition




We want:

$$P(\text{recognize speech}) > P(\text{wreck a nice beach})$$

* Reproduced from Shillcock (1995)


Speech recognition gone wrong



Speech recognition gone wrong



Speech recognition gone wrong



© Jim Unger/Dist. by United Media, Jan. 30/00

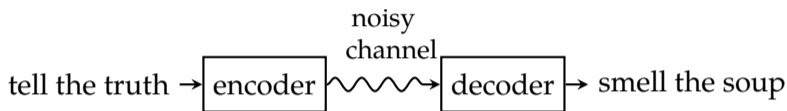


Speech recognition gone wrong



What went wrong?

Recap: noisy channel model



- We want $P(\mathbf{u} | \mathcal{A})$, probability of the utterance given the acoustic signal
- The model of the noisy channel gives us $P(\mathcal{A} | \mathbf{u})$
- We can use Bayes' formula

$$P(\mathbf{u} | \mathcal{A}) = \frac{P(\mathcal{A} | \mathbf{u})P(\mathbf{u})}{P(\mathcal{A})}$$

- $P(\mathbf{u})$, probabilities of utterances, come from a language model

More applications for language models

- Spelling correction
- Speech recognition
- Machine translation
- Predictive text
- Text recognition (OCR, handwritten)
- Information retrieval
- Question answering
- Text classification
- ...

Our aim

We want to solve two related problems:

- Given a sequence of words $\mathbf{w} = (w_1 w_2 \dots w_m)$,
what is the probability of the sequence
 $P(\mathbf{w})$?
(machine translation, automatic speech recognition, spelling correction)
- Given a sequence of words $w_1 w_2 \dots w_{m-1}$,
what is the probability of the next word $P(w_m | w_1 \dots w_{m-1})$?
(predictive text)

Assigning probabilities to sentences

count and divide?

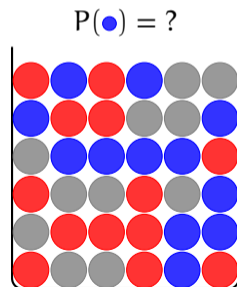
How do we calculate the probability a sentence like
 $P(\text{I like pizza with spinach})$

Assigning probabilities to sentences

count and divide?

How do we calculate the probability a sentence like
 $P(\text{I like pizza with spinach})$

- Can we count the occurrences of the sentence, and divide it by the total number of sentences (in a large corpus)?

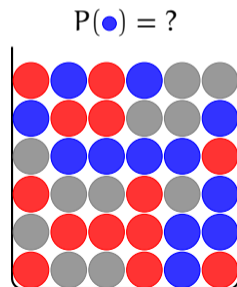


Assigning probabilities to sentences

count and divide?

How do we calculate the probability a sentence like
 $P(\text{I like pizza with spinach})$

- Can we count the occurrences of the sentence, and divide it by the total number of sentences (in a large corpus)?
- Short answer: No.

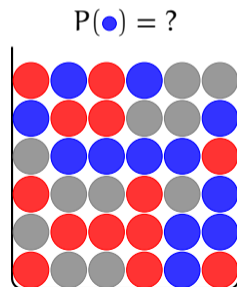


Assigning probabilities to sentences

count and divide?

How do we calculate the probability a sentence like
 $P(\text{I like pizza with spinach})$

- Can we count the occurrences of the sentence, and divide it by the total number of sentences (in a large corpus)?
- Short answer: No.
 - Many sentences are not observed even in very large corpora

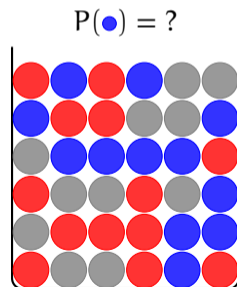


Assigning probabilities to sentences

count and divide?

How do we calculate the probability a sentence like
 $P(\text{I like pizza with spinach})$

- Can we count the occurrences of the sentence, and divide it by the total number of sentences (in a large corpus)?
- Short answer: No.
 - Many sentences are not observed even in very large corpora
 - For the ones observed in a corpus, probabilities will not reflect our intuition, or will not be useful in most applications





Assigning probabilities to sentences

applying the chain rule

- The solution is to *decompose*
We use probabilities of parts of the sentence (words) to calculate the probability of the whole sentence
- Using the chain rule of probability (without loss of generality), we can write

$$\begin{aligned} P(w_1, w_2, \dots, w_m) &= P(w_2 | w_1) \\ &\quad \times P(w_3 | w_1, w_2) \\ &\quad \times \dots \\ &\quad \times P(w_m | w_1, w_2, \dots, w_{m-1}) \end{aligned}$$

Example: applying the chain rule

$$\begin{aligned} P(\text{I like pizza with spinach}) &= P(\text{like} \mid \text{I}) \\ &\times P(\text{pizza} \mid \text{I like}) \\ &\times P(\text{with} \mid \text{I like pizza}) \\ &\times P(\text{spinach} \mid \text{I like pizza with}) \end{aligned}$$

- Did we solve the problem?

Example: applying the chain rule

$$\begin{aligned} P(\text{I like pizza with spinach}) &= P(\text{like} \mid \text{I}) \\ &\times P(\text{pizza} \mid \text{I like}) \\ &\times P(\text{with} \mid \text{I like pizza}) \\ &\times P(\text{spinach} \mid \text{I like pizza with}) \end{aligned}$$

- Did we solve the problem?
- Not really, the last term is equally difficult to estimate

Assigning probabilities to sentences

the Markov assumption

We make a *conditional independence* assumption: *probabilities of words are independent, given n previous words*

$$P(w_i | w_1, \dots, w_{i-1}) = P(w_i | w_{i-n+1}, \dots, w_{i-1})$$

and

$$P(w_1, \dots, w_m) = \prod_{i=1}^m P(w_i | w_{i-n+1}, \dots, w_{i-1})$$

For example, with $n = 2$ (bigram, first order Markov model):

$$P(w_1, \dots, w_m) = \prod_{i=1}^m P(w_i | w_{i-1})$$

Example: bigram probabilities of a sentence

$$\begin{aligned} P(\text{I like pizza with spinach}) &= P(\text{like} \mid \text{I}) \\ &\quad \times P(\text{pizza} \mid \text{I like}) \\ &\quad \times P(\text{with} \mid \text{I like pizza}) \\ &\quad \times P(\text{spinach} \mid \text{I like pizza with}) \end{aligned}$$

Example: bigram probabilities of a sentence

$$\begin{aligned} P(\text{I like pizza with spinach}) &= P(\text{like} \mid \text{I}) \\ &\quad \times P(\text{pizza} \mid \text{like}) \\ &\quad \times P(\text{with} \mid \text{pizza}) \\ &\quad \times P(\text{spinach} \mid \text{with}) \end{aligned}$$

- Now, hopefully, we can count them in a corpus

Maximum-likelihood estimation (MLE)

- The MLE of n-gram probabilities is based on their frequencies in a corpus
- We are interested in conditional probabilities of the form:
 $P(w_i | w_1, \dots, w_{i-1})$, which we estimate using

$$P(w_i | w_{i-n+1}, \dots, w_{i-1}) = \frac{C(w_{i-n+1} \dots w_i)}{C(w_{i-n+1} \dots w_{i-1})}$$

where, $C()$ is the frequency (count) of the sequence in the corpus.

- For example, the probability $P(\text{like} | \text{I})$ would be

$$\begin{aligned} P(\text{like} | \text{I}) &= \frac{C(\text{I like})}{C(\text{I})} \\ &= \frac{\text{number of times I like occurs in the corpus}}{\text{number of times I occurs in the corpus}} \end{aligned}$$

MLE estimation of an n-gram language model

An n-gram model conditioned on $n - 1$ previous words.

$$\begin{array}{ll}
 \text{unigram} & P(w_i) = \frac{C(w_i)}{N} \\
 \text{bigram} & P(w_i) = P(w_i | w_{i-1}) = \frac{C(w_{i-1}w_i)}{C(w_{i-1})} \\
 \text{trigram} & P(w_i) = P(w_i | w_{i-2}w_{i-1}) = \frac{C(w_{i-2}w_{i-1}w_i)}{C(w_{i-2}w_{i-1})}
 \end{array}$$

Parameters of an n-gram model are these conditional probabilities.



Unigrams

Unigrams are simply the single words (or tokens).

A small corpus

I'm sorry, Dave.

I'm afraid I can't do that.



Unigrams

Unigrams are simply the single words (or tokens).

A small corpus

I 'm sorry , Dave .

I 'm afraid I can 't do that .

When tokenized, we have 15
tokens, and 11 *types*.

Unigram counts

I	3	,	1	afraid	1	do	1
'm	2	Dave	1	can	1	that	1
sorry	1	.	2	't	1		

Traditionally, *can't* is tokenized as *ca_n't* (similar to *have_n't*, *is_n't* etc.), but for our purposes *can_t* is more readable.

Unigram probability of a sentence

Unigram counts							
I	3	,	1	afraid	1	do	1
'm	2	Dave	1	can	1	that	1
sorry	1	.	2	't	1		

$$\begin{aligned}
 & P(\text{I 'm sorry , Dave .}) \\
 &= P(\text{I}) \times P(\text{'m}) \times P(\text{sorry}) \times P(\text{,}) \times P(\text{Dave}) \times P(\text{.}) \\
 &= \frac{3}{15} \times \frac{2}{15} \times \frac{1}{15} \times \frac{1}{15} \times \frac{1}{15} \times \frac{2}{15} \\
 &= 0.00000105
 \end{aligned}$$

Unigram probability of a sentence

Unigram counts							
I	3	,	1	afraid	1	do	1
'm	2	Dave	1	can	1	that	1
sorry	1	.	2	't	1		

$$\begin{aligned}
 &P(\text{I 'm sorry , Dave .}) \\
 &= P(\text{I}) \times P(\text{'m}) \times P(\text{sorry}) \times P(\text{,}) \times P(\text{Dave}) \times P(\text{.}) \\
 &= \frac{3}{15} \times \frac{2}{15} \times \frac{1}{15} \times \frac{1}{15} \times \frac{1}{15} \times \frac{2}{15} \\
 &= 0.00000105
 \end{aligned}$$

- $P(\text{, 'm I . sorry Dave}) = ?$
- What is the most likely sentence according to this model?

N-gram models define probability distributions

- An n-gram model defines a probability distribution over words

$$\sum_{w \in V} P(w) = 1$$

- They also define probability distributions over word sequences of equal size. For example (length 2),

$$\sum_{w \in V} \sum_{v \in V} P(w)P(v) = 1$$

word	prob
I	0.200
'm	0.133
.	0.133
't	0.067
,	0.067
Dave	0.067
afraid	0.067
can	0.067
do	0.067
sorry	0.067
that	0.067
	1.000

N-gram models define probability distributions

- An n-gram model defines a probability distribution over words

$$\sum_{w \in V} P(w) = 1$$

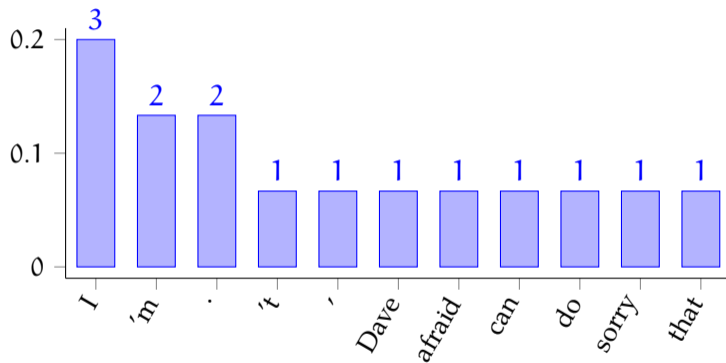
- They also define probability distributions over word sequences of equal size. For example (length 2),

$$\sum_{w \in V} \sum_{v \in V} P(w)P(v) = 1$$

- What about sentences?

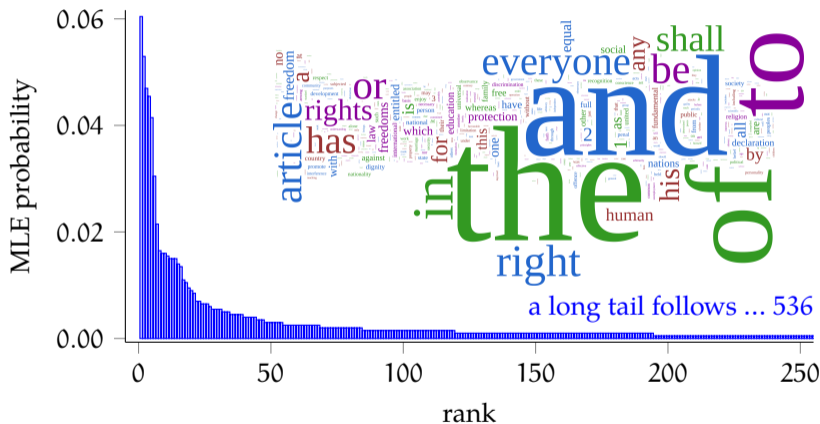
word	prob
I	0.200
'm	0.133
.	0.133
't	0.067
,	0.067
Dave	0.067
afraid	0.067
can	0.067
do	0.067
sorry	0.067
that	0.067
	1.000

Unigram probabilities



Unigram probabilities in a (slightly) larger corpus

MLE probabilities in the Universal Declaration of Human Rights



Zipf's law – a short divergence

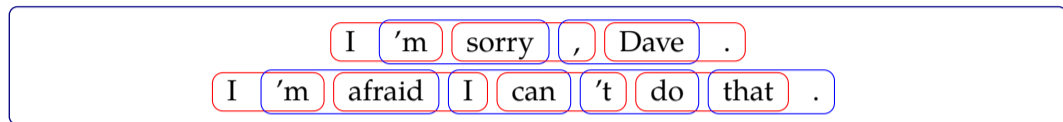
The frequency of a word is inversely proportional to its rank:

$$\text{rank} \times \text{frequency} = k \quad \text{or} \quad \text{frequency} \propto \frac{1}{\text{rank}}$$

- This is a reoccurring theme in (computational) linguistics: most linguistic units follow more-or-less a similar distribution
- Important consequence for us (in this lecture):
 - even very large corpora will *not* contain some of the words (or n-grams)
 - there will be many low-probability events (words/n-grams)

Bigrams

Bigrams are overlapping sequences of two tokens.

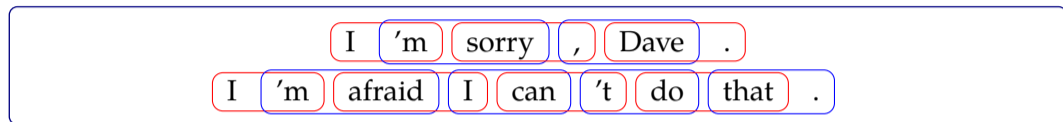


Bigram counts

ngram	freq	ngram	freq	ngram	freq	ngram	freq
I 'm	2	, Dave	1	afraid I	1	n't do	1
'm sorry	1	Dave .	1	I can	1	do that	1
sorry ,	1	'm afraid	1	can 't	1	that .	1

Bigrams

Bigrams are overlapping sequences of two tokens.



Bigram counts

ngram	freq	ngram	freq	ngram	freq	ngram	freq
I 'm	2	, Dave	1	afraid I	1	n't do	1
'm sorry	1	Dave .	1	I can	1	do that	1
sorry ,	1	'm afraid	1	can 't	1	that .	1

- What about the bigram ' . I '?

Sentence boundary markers

If we want sentence probabilities, we need to mark them.

$\langle s \rangle$ I 'm sorry , Dave . $\langle /s \rangle$
 $\langle s \rangle$ I 'm afraid I can 't do that . $\langle /s \rangle$

- The bigram ' $\langle s \rangle$ I ' is not the same as the unigram ' I '
- Including $\langle s \rangle$ allows us to predict likely words at the beginning of a sentence
- Including $\langle /s \rangle$ allows us to assign a proper probability distribution to sentences

Calculating bigram probabilities

recap with some more detail

We want to calculate $P(w_2 | w_1)$. From the chain rule:

$$P(w_2 | w_1) = \frac{P(w_1, w_2)}{P(w_1)}$$

and, the MLE

$$P(w_2 | w_1) = \frac{\frac{C(w_1 w_2)}{N}}{\frac{C(w_1)}{N}} = \frac{C(w_1 w_2)}{C(w_1)}$$

$P(w_2 | w_1)$ is the probability of w_2 given the previous word is w_1

$P(w_2, w_1)$ is the probability of the sequence $w_1 w_2$

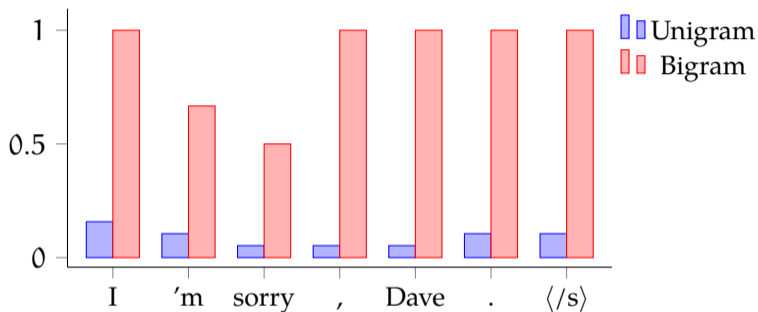
$P(w_1)$ is the probability of w_1 occurring as the first item in a bigram,
not its unigram probability

unigram probability!

Bigram probabilities

w_1w_2	$C(w_1w_2)$	$C(w_1)$	$P(w_1w_2)$	$P(w_1)$	$P(w_2 w_1)$	$P(w_2)$
$\langle s \rangle I$	2	2	0.12	0.12	1.00	0.18
$I 'm$	2	3	0.12	0.18	0.67	0.12
$'m sorry$	1	2	0.06	0.12	0.50	0.06
$sorry ,$	1	1	0.06	0.06	1.00	0.06
$, Dave$	1	1	0.06	0.06	1.00	0.06
$Dave .$	1	1	0.06	0.06	1.00	0.12
$'m afraid$	1	2	0.06	0.12	0.50	0.06
$afraid I$	1	1	0.06	0.06	1.00	0.18
$I can$	1	3	0.06	0.18	0.33	0.06
$can 't$	1	1	0.06	0.06	1.00	0.06
$n't do$	1	1	0.06	0.06	1.00	0.06
$do that$	1	1	0.06	0.06	1.00	0.06
$that .$	1	1	0.06	0.06	1.00	0.12
$. \langle /s \rangle$	2	2	0.12	0.12	1.00	0.12

Sentence probability: bigram vs. unigram



$$P_{\text{uni}}(\langle s \rangle \text{ I 'm sorry , Dave . } \langle /s \rangle) = 2.83 \times 10^{-9}$$

$$P_{\text{bi}}(\langle s \rangle \text{ I 'm sorry , Dave . } \langle /s \rangle) = 0.33$$

Unigram vs. bigram probabilities

in sentences and non-sentences

w	I	'm	sorry	,	Dave	.	
P_{uni}	0.20	0.13	0.07	0.07	0.07	0.07	2.83×10^{-9}
P_{bi}	1.00	0.67	0.50	1.00	1.00	1.00	0.33

Unigram vs. bigram probabilities

in sentences and non-sentences

w	I	'm	sorry	,	Dave	.	
P_{uni}	0.20	0.13	0.07	0.07	0.07	0.07	2.83×10^{-9}
P_{bi}	1.00	0.67	0.50	1.00	1.00	1.00	0.33

w	,	'm	I	.	sorry	Dave	
P_{uni}	0.07	0.13	0.20	0.07	0.07	0.07	2.83×10^{-9}
P_{bi}	0.00	0.00	0.00	0.00	0.00	1.00	0.00

Unigram vs. bigram probabilities

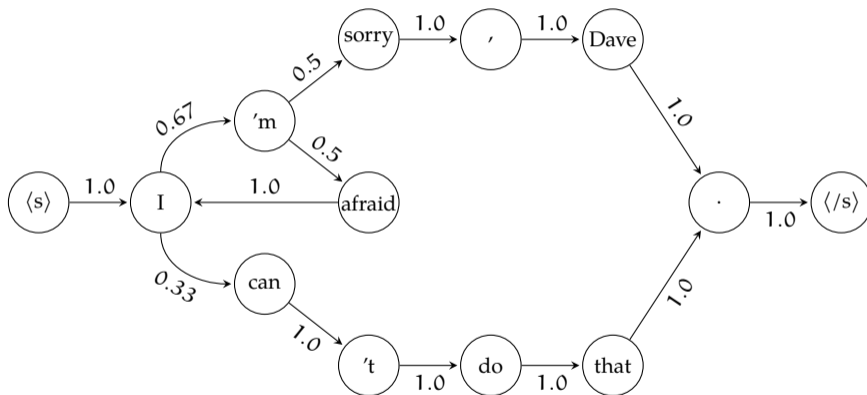
in sentences and non-sentences

w	I	'm	sorry	,	Dave	.	
P_{uni}	0.20	0.13	0.07	0.07	0.07	0.07	2.83×10^{-9}
P_{bi}	1.00	0.67	0.50	1.00	1.00	1.00	0.33

w	,	'm	I	.	sorry	Dave	
P_{uni}	0.07	0.13	0.20	0.07	0.07	0.07	2.83×10^{-9}
P_{bi}	0.00	0.00	0.00	0.00	0.00	1.00	0.00

w	I	'm	afraid	,	Dave	.	
P_{uni}	0.07	0.13	0.07	0.07	0.07	0.13	2.83×10^{-9}
P_{bi}	1.00	0.67	0.50	0.00	0.50	1.00	0.00

Bigram models as weighted finite-state automata



Trigrams

$\langle s \rangle \langle s \rangle$ I 'm sorry , Dave . $\langle /s \rangle$
 $\langle s \rangle \langle s \rangle$ I 'm afraid I can 't do that . $\langle /s \rangle$

Trigram counts

ngram	freq	ngram	freq	ngram	freq
$\langle s \rangle \langle s \rangle$ I	2	do that .	1	that . $\langle /s \rangle$	1
$\langle s \rangle$ I 'm	2	I 'm sorry	1	'm sorry ,	1
sorry , Dave	1	, Dave .	1	Dave . $\langle /s \rangle$	1
I 'm afraid	1	'm afraid I	1	afraid I can	1
I can 't	1	can 't do	1	't do that	1

Trigrams

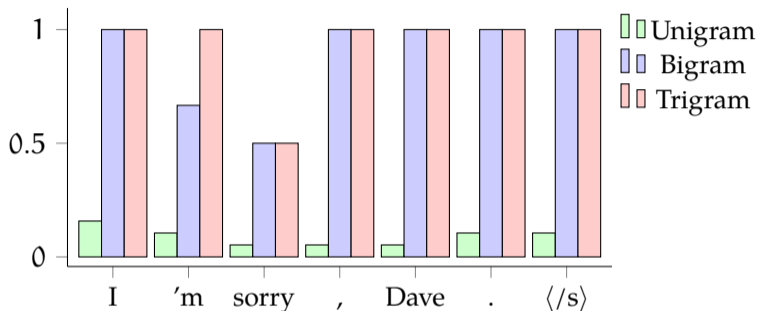
$\langle s \rangle \langle s \rangle$ I 'm sorry , Dave . $\langle /s \rangle$
 $\langle s \rangle \langle s \rangle$ I 'm afraid I can 't do that . $\langle /s \rangle$

Trigram counts

ngram	freq	ngram	freq	ngram	freq
$\langle s \rangle \langle s \rangle$ I	2	do that .	1	that . $\langle /s \rangle$	1
$\langle s \rangle$ I 'm	2	I 'm sorry	1	'm sorry ,	1
sorry , Dave	1	, Dave .	1	Dave . $\langle /s \rangle$	1
I 'm afraid	1	'm afraid I	1	afraid I can	1
I can 't	1	can 't do	1	't do that	1

- How many n-grams are there in a sentence of length m?

Trigram probabilities of a sentence



$$P_{\text{uni}}(\text{I 'm sorry , Dave . } \langle /s \rangle) = 2.83 \times 10^{-9}$$

$$P_{\text{bi}}(\text{I 'm sorry , Dave . } \langle /s \rangle) = 0.33$$

$$P_{\text{tri}}(\text{I 'm sorry , Dave . } \langle /s \rangle) = 0.50$$

Short detour: colorless green ideas

But it must be recognized that the notion 'probability of a sentence' is an entirely useless one, under any known interpretation of this term. — Chomsky (1968)

- The following 'sentences' are categorically different:
 - Furiously sleep ideas green colorless
 - Colorless green ideas sleep furiously

Short detour: colorless green ideas

But it must be recognized that the notion 'probability of a sentence' is an entirely useless one, under any known interpretation of this term. — Chomsky (1968)

- The following 'sentences' are categorically different:
 - Furiously sleep ideas green colorless
 - Colorless green ideas sleep furiously
- Can n-gram models model the difference?

Short detour: colorless green ideas

But it must be recognized that the notion 'probability of a sentence' is an entirely useless one, under any known interpretation of this term. — Chomsky (1968)

- The following 'sentences' are categorically different:
 - Furiously sleep ideas green colorless
 - Colorless green ideas sleep furiously
- Can n-gram models model the difference?
- Should n-gram models model the difference?

What do n-gram models model?

- Some morphosyntax: the bigram 'ideas are' is (much more) likely than 'ideas is'

What do n-gram models model?

- Some morphosyntax: the bigram 'ideas are' is (much more) likely than 'ideas is'
- Some semantics: 'bright ideas' is more likely than 'green ideas'

What do n-gram models model?

- Some morphosyntax: the bigram 'ideas are' is (much more) likely than 'ideas is'
- Some semantics: 'bright ideas' is more likely than 'green ideas'
- Some cultural aspects of everyday language: 'Chinese food' is more likely than 'British food'

What do n-gram models model?

- Some morphosyntax: the bigram 'ideas are' is (much more) likely than 'ideas is'
- Some semantics: 'bright ideas' is more likely than 'green ideas'
- Some cultural aspects of everyday language: 'Chinese food' is more likely than 'British food'
- more aspects of 'usage' of language

What do n-gram models model?

- Some morphosyntax: the bigram 'ideas are' is (much more) likely than 'ideas is'
- Some semantics: 'bright ideas' is more likely than 'green ideas'
- Some cultural aspects of everyday language: 'Chinese food' is more likely than 'British food'
- more aspects of 'usage' of language

What do n-gram models model?

- Some morphosyntax: the bigram 'ideas are' is (much more) likely than 'ideas is'
- Some semantics: 'bright ideas' is more likely than 'green ideas'
- Some cultural aspects of everyday language: 'Chinese food' is more likely than 'British food'
- more aspects of 'usage' of language

N-gram models are practical tools, and they have been useful for many tasks.

How to test n-gram models?

Extrinsic: improvement of the target application due to the language model:

- Speech recognition accuracy
- BLEU score for machine translation
- Keystroke savings in predictive text applications

Intrinsic: the higher the probability assigned to a test set better the model. A few measures:

- Likelihood
- (cross) entropy
- perplexity

Training and test set division

- We (almost) never use a statistical (language) model on the training data
- Testing a model on the training set is misleading: the model may overfit the training set
- *Always test your models on a separate test set*

Intrinsic evaluation metrics: likelihood

- Likelihood of a model M is the probability of the (test) set \mathbf{w} given the model

$$\mathcal{L}(M | \mathbf{w}) = P(\mathbf{w} | M) = \prod_{s \in \mathbf{w}} P(s)$$

Intrinsic evaluation metrics: likelihood

- Likelihood of a model M is the probability of the (test) set \mathbf{w} given the model

$$\mathcal{L}(M | \mathbf{w}) = P(\mathbf{w} | M) = \prod_{s \in \mathbf{w}} P(s)$$

- The higher the likelihood (for a given test set), the better the model

Intrinsic evaluation metrics: likelihood

- Likelihood of a model M is the probability of the (test) set \mathbf{w} given the model

$$\mathcal{L}(M | \mathbf{w}) = P(\mathbf{w} | M) = \prod_{s \in \mathbf{w}} P(s)$$

- The higher the likelihood (for a given test set), the better the model
- Likelihood is sensitive to the test set size

Intrinsic evaluation metrics: likelihood

- Likelihood of a model M is the probability of the (test) set \mathbf{w} given the model

$$\mathcal{L}(M | \mathbf{w}) = P(\mathbf{w} | M) = \prod_{s \in \mathbf{w}} P(s)$$

- The higher the likelihood (for a given test set), the better the model
- Likelihood is sensitive to the test set size
- Practical note: (minus) log likelihood is used more commonly, because of ease of numerical manipulation

Intrinsic evaluation metrics: cross entropy

- Cross entropy of a language model on a test set \mathbf{w} is

$$H(\mathbf{w}) = -\frac{1}{N} \sum_{w_i} \log_2 \hat{P}(w_i)$$

Intrinsic evaluation metrics: cross entropy

- Cross entropy of a language model on a test set \mathbf{w} is

$$H(\mathbf{w}) = -\frac{1}{N} \sum_{w_i} \log_2 \hat{P}(w_i)$$

- The lower the cross entropy, the better the model

Intrinsic evaluation metrics: cross entropy

- Cross entropy of a language model on a test set \mathbf{w} is

$$H(\mathbf{w}) = -\frac{1}{N} \sum_{w_i} \log_2 \hat{P}(w_i)$$

- The lower the cross entropy, the better the model
- Cross entropy is not sensitive to the test-set size

Intrinsic evaluation metrics: cross entropy

- Cross entropy of a language model on a test set \mathbf{w} is

$$H(\mathbf{w}) = -\frac{1}{N} \sum_{w_i} \log_2 \hat{P}(w_i)$$

- The lower the cross entropy, the better the model
- Cross entropy is not sensitive to the test-set size

Intrinsic evaluation metrics: cross entropy

- Cross entropy of a language model on a test set \mathbf{w} is

$$H(\mathbf{w}) = -\frac{1}{N} \sum_{w_i} \log_2 \hat{P}(w_i)$$

- The lower the cross entropy, the better the model
- Cross entropy is not sensitive to the test-set size

Reminder: Cross entropy is the bits required to encode the data coming from P using another (approximate) distribution \hat{P} .

$$H(P, Q) = - \sum_x P(x) \log \hat{P}(x)$$

Intrinsic evaluation metrics: perplexity

- Perplexity is a more common measure for evaluating language models

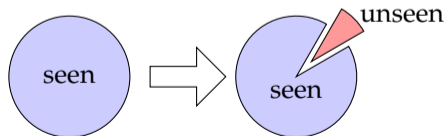
$$PP(\mathbf{w}) = 2^{H(\mathbf{w})} = P(\mathbf{w})^{-\frac{1}{N}} = \sqrt[N]{\frac{1}{P(\mathbf{w})}}$$

- Perplexity is the average branching factor
- Similar to cross entropy
 - lower better
 - not sensitive to test set size

What do we do with unseen n-grams?

...and other issues with MLE estimates

- Words (and word sequences) are distributed according to the Zipf's law: *many words are rare.*
- MLE will assign 0 probabilities to unseen words, and sequences containing unseen words
- Even with non-zero probabilities, MLE *overfits* the training data
- One solution is **smoothing**: take some probability mass from known words, and assign it to unknown words



Laplace smoothing

(Add-one smoothing)

- The idea (from 1790): add one to all counts
- The probability of a word is estimated by

$$P_{+1}(w) = \frac{C(w)+1}{N+V}$$

N number of word **tokens**

V number of word **types** - the size of the vocabulary

- Then, probability of an unknown word is:

$$\frac{0+1}{N+V}$$

Laplace smoothing

for n-grams

- The probability of a bigram becomes

$$P_{+1}(w_i w_{i-1}) = \frac{C(w_i w_{i-1}) + 1}{N + V^2}$$

- and, the conditional probability

$$P_{+1}(w_i | w_{i-1}) = \frac{C(w_{i-1} w_i) + 1}{C(w_{i-1}) + V}$$

- In general

$$P_{+1}(w_{i-n+1}^i) = \frac{C(w_{i-n+1}^i) + 1}{N + V^n}$$

$$P_{+1}(w_{i-n+1}^i | w_{i-n+1}^{i-1}) = \frac{C(w_{i-n+1}^i) + 1}{C(w_{i-n+1}^{i-1}) + V}$$

Bigram probabilities

MLE vs. Laplace smoothing

$w_1 w_2$	C_{+1}	$P_{\text{MLE}}(w_1 w_2)$	$P_{+1}(w_1 w_2)$	$P_{\text{MLE}}(w_2 w_1)$	$P_{+1}(w_2 w_1)$
$\langle s \rangle I$	3	0.118	0.019	1.000	0.188
I 'm	3	0.118	0.019	0.667	0.176
'm sorry	2	0.059	0.012	0.500	0.125
sorry ,	2	0.059	0.012	1.000	0.133
, Dave	2	0.059	0.012	1.000	0.133
Dave .	2	0.059	0.012	1.000	0.133
'm afraid	2	0.059	0.012	0.500	0.125
afraid I	2	0.059	0.012	1.000	0.133
I can	2	0.059	0.012	0.333	0.118
can 't	2	0.059	0.012	1.000	0.133
n't do	2	0.059	0.012	1.000	0.133
do that	2	0.059	0.012	1.000	0.133
that .	2	0.059	0.012	1.000	0.133
. $\langle /s \rangle$	3	0.118	0.019	1.000	0.188
Σ		1.000	0.193		

MLE vs. Laplace probabilities

probabilities of sentences and non-sentences

w	I	'm	sorry	,	Dave	.	</s>	
P_{MLE}	1.00	0.67	0.50	1.00	1.00	1.00	1.00	0.33
P_{+1}	0.25	0.23	0.17	0.18	0.18	0.18	0.25	1.44×10^{-5}

MLE vs. Laplace probabilities

probabilities of sentences and non-sentences

w	I	'm	sorry	,	Dave	.	</s>	
P_{MLE}	1.00	0.67	0.50	1.00	1.00	1.00	1.00	0.33
P_{+1}	0.25	0.23	0.17	0.18	0.18	0.18	0.25	1.44×10^{-5}

w	,	'm	I	.	sorry	Dave	</s>	
P_{MLE}	0.00	0.00	0.00	0.00	0.00	0.00	0.00	0.00
P_{+1}	0.08	0.09	0.08	0.08	0.08	0.09	0.09	3.34×10^{-8}

MLE vs. Laplace probabilities

probabilities of sentences and non-sentences

w	I	'm	sorry	,	Dave	.	</s>	
P_{MLE}	1.00	0.67	0.50	1.00	1.00	1.00	1.00	0.33
P_{+1}	0.25	0.23	0.17	0.18	0.18	0.18	0.25	1.44×10^{-5}

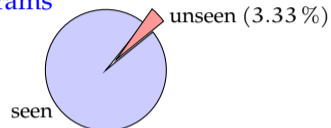
w	,	'm	I	.	sorry	Dave	</s>	
P_{MLE}	0.00	0.00	0.00	0.00	0.00	0.00	0.00	0.00
P_{+1}	0.08	0.09	0.08	0.08	0.08	0.09	0.09	3.34×10^{-8}

w	I	'm	afraid	,	Dave	.	</s>	
P_{MLE}	1.00	0.67	0.50	0.00	1.00	1.00	1.00	0.00
P_{+1}	0.25	0.23	0.17	0.09	0.18	0.18	0.25	7.22×10^{-6}

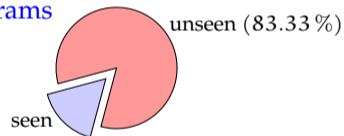
How much mass does +1 smoothing steal?

- Laplace smoothing reserves probability mass proportional to the size of the vocabulary
- This is just too much for large vocabularies and higher order n-grams
- Note that only very few of the higher level n-grams (e.g., trigrams) are possible

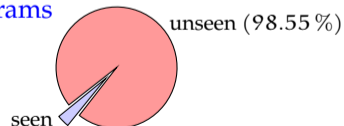
Unigrams



Bigrams



Trigrams



Lidstone correction

(Add- α smoothing)

- A simple improvement over Laplace smoothing is adding α instead of 1

$$P_{+\alpha}(w_{i-n+1}^i | w_{i-n+1}^{i-1}) = \frac{C(w_{i-n+1}^i) + \alpha}{C(w_{i-n+1}^{i-1}) + \alpha V}$$

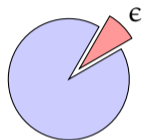
- With smaller α values, the model behaves similar to MLE, it overfits: it has high variance
- Larger α values reduce overfitting/variance, but result in large bias

How do we pick a good α value

setting smoothing parameters

- We want α value that works best outside the training data
- Peeking at your test data during training/development is wrong
- This calls for another division of the available data: set aside a *development set* for tuning *hyperparameters*
- Alternatively, we can use k-fold cross validation and take the α with the best average score

Absolute discounting



- An alternative to the additive smoothing is to reserve an explicit amount of probability mass, ϵ , for the unseen events
- The probabilities of known events has to be re-normalized
- How do we decide what ϵ value to use?

Good-Turing smoothing

'discounting' view

- Estimate the probability mass to be reserved for the novel n-grams using the observed n-grams
- Novel events in our training set is the ones that occur once

$$p_0 = \frac{n_1}{n}$$

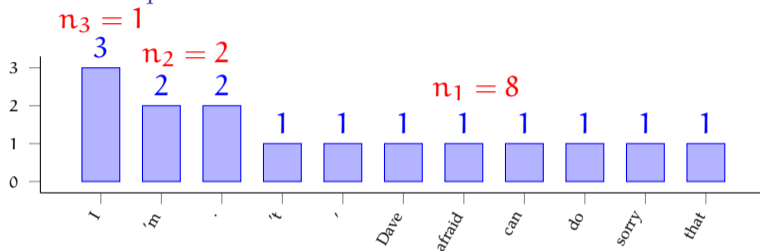
where n_1 is the number of distinct n-grams with frequency 1 in the training data

- Now we need to discount this mass from the higher counts
- The probability of an n-gram that occurred r times in the corpus is

$$(r + 1) \frac{n_{r+1}}{n_r n}$$

Some terminology

frequencies of frequencies and equivalence classes



- We often put n-grams into equivalence classes
- Good-Turing forms the equivalence classes based on frequency

Note:

$$n = \sum_r r \times n_r$$

Good-Turing estimation: leave-one-out justification

- Leave each n-gram out
- Count the number of times the left-out n-gram had frequency r in the remaining data

- novel n-grams

$$\frac{n_1}{n}$$

- n-grams with frequency 1 (singletons)

$$(1 + 1) \frac{n_2}{n_1 n}$$

- n-grams with frequency 2 (doubletons)*

$$(2 + 1) \frac{n_3}{n_2 n}$$

* Yes, this seems to be a word.

Adjusted counts

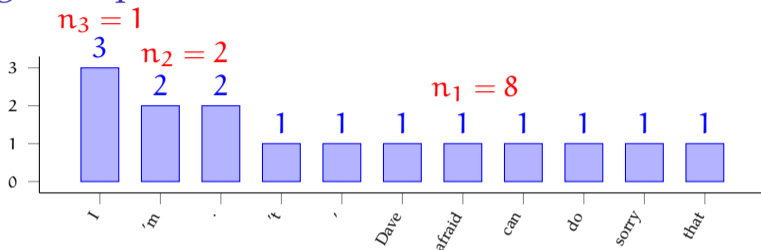
Sometimes it is instructive to see the 'effective count' of an n-gram under the smoothing method.

For Good-Turing smoothing, the updated count, r^* is

$$r^* = (r + 1) \frac{n_{r+1}}{n_r}$$

- novel items: n_1
- singletons: $\frac{2 \times n_2}{n_1}$
- doubletons: $\frac{3 \times n_3}{n_2}$
- ...

Good-Turing example



$$P_{GT}(\text{the}) + P_{GT}(\text{a}) + \dots = \frac{8}{15}$$

$$P_{GT}(\text{that}) = P_{GT}(\text{do}) = \dots = \frac{2 \times 2}{15 \times 8}$$

$$P_{GT}(\text{'m}) = P_{GT}(\text{.}) = \frac{3 \times 1}{15 \times 2}$$

Issues with Good-Turing discounting

With some solutions

- Zero counts: we cannot assign probabilities if $n_{r+1} = 0$
- The estimates of some of the frequencies of frequencies are unreliable
- A solution is to replace n_r with smoothed counts z_r
- A well-known technique (simple Good-Turing) for smoothing n_r is to use linear interpolation

$$\log z_r = a + b \log r$$



Not all (unknown) n-grams are equal

- Let's assume that `black squirrel` is an unknown bigram
- How do we calculate the smoothed probability

$$P_{+1}(\text{squirrel} \mid \text{black}) =$$



Not all (unknown) n-grams are equal

- Let's assume that `black squirrel` is an unknown bigram
- How do we calculate the smoothed probability

$$P_{+1}(\text{squirrel} \mid \text{black}) = \frac{0 + 1}{C(\text{black}) + V}$$



Not all (unknown) n-grams are equal

- Let's assume that `black squirrel` is an unknown bigram
- How do we calculate the smoothed probability

$$P_{+1}(\text{squirrel} \mid \text{black}) = \frac{0 + 1}{C(\text{black}) + V}$$

- How about `black wug`?

$$P_{+1}(\text{black wug}) =$$



Not all (unknown) n-grams are equal

- Let's assume that `black squirrel` is an unknown bigram
- How do we calculate the smoothed probability

$$P_{+1}(\text{squirrel} | \text{black}) = \frac{0 + 1}{C(\text{black}) + V}$$

- How about `black wug`?

$$P_{+1}(\text{black wug}) = P_{+1}(\text{wug} | \text{black}) =$$



Not all (unknown) n-grams are equal

- Let's assume that `black squirrel` is an unknown bigram
- How do we calculate the smoothed probability

$$P_{+1}(\text{squirrel} | \text{black}) = \frac{0 + 1}{C(\text{black}) + V}$$

- How about `black wug`?

$$P_{+1}(\text{black wug}) = P_{+1}(\text{wug} | \text{black}) = \frac{0 + 1}{C(\text{black}) + V}$$

- Would it make a difference if we used a better smoothing method (e.g., Good-Turing?)

Back-off and interpolation

The general idea is to fall-back to lower order n-gram when estimation is unreliable

- Even if,

$$C(\text{black squirrel}) = C(\text{black wug}) = 0$$

it is unlikely that

$$C(\text{squirrel}) = C(\text{wug})$$

in a reasonably sized corpus

Back-off

Back-off uses the estimate if it is available, ‘backs off’ to the lower order n-gram(s) otherwise:

$$P(w_i | w_{i-1}) = \begin{cases} P^*(w_i | w_{i-1}) & \text{if } C(w_{i-1}w_i) > 0 \\ \alpha P(w_i) & \text{otherwise} \end{cases}$$

where,

- $P^*(\cdot)$ is the discounted probability
- α makes sure that $\sum P(w)$ is the discounted amount
- $P(w_i)$, typically, smoothed unigram probability

Interpolation

Interpolation uses a linear combination:

$$P_{\text{int}}(w_i | w_{i-1}) = \lambda P(w_i | w_{i-1}) + (1 - \lambda) P(w_i)$$

In general (recursive definition),

$$P_{\text{int}}(w_i | w_{i-n+1}^{i-1}) = \lambda P(w_i | w_{i-n+1}^{i-1}) + (1 - \lambda) P_{\text{int}}(w_i | w_{i-n+2}^{i-1})$$

- $\sum \lambda_i = 1$
- Recursion terminates with
 - either smoothed unigram counts
 - or uniform distribution $\frac{1}{V}$

Not all contexts are equal

- Back to our example: given both bigrams
 - black squirrel
 - wuggy squirrel

are unknown, the above formulations assign the same probability to both bigrams

Not all contexts are equal

- Back to our example: given both bigrams

- black squirrel
- wuggy squirrel

are unknown, the above formulations assign the same probability to both bigrams

- To solve this, the back-off or interpolation parameters (α or λ) are often conditioned on the context
- For example,

$$P_{\text{int}}(w_i | w_{i-n+1}^{i-1}) = \lambda_{w_{i-n+1}^{i-1}} P(w_i | w_{i-n+1}^{i-1}) + (1 - \lambda_{w_{i-n+1}^{i-1}}) P_{\text{int}}(w_i | w_{i-n+2}^{i-1})$$

Katz back-off

A popular back-off method is Katz back-off:

$$P_{\text{Katz}}(w_i | w_{i-n+1}^{i-1}) = \begin{cases} P^*(w_i | w_{i-n+1}^{i-1}) & \text{if } C(w_{i-n+1}^i) > 0 \\ \alpha_{w_{i-n+1}^{i-1}} P_{\text{Katz}}(w_i | w_{i-n+2}^{i-1}) & \text{otherwise} \end{cases}$$

- $P^*(\cdot)$ is the Good-Turing discounted probability estimate (only for n-grams with small counts)
- $\alpha_{w_{i-n+1}^{i-1}}$ makes sure that the back-off probabilities sum to the discounted amount
- α is high for frequent contexts. So, hopefully,

$$\begin{aligned} \alpha_{\text{black}} P(\text{squirrel}) &> \alpha_{\text{wuggy}} P(\text{squirrel}) \\ P(\text{squirrel} | \text{black}) &> P(\text{squirrel} | \text{wuggy}) \end{aligned}$$

Kneser-Ney interpolation: intuition

- Use absolute discounting for the higher order n-gram
- Estimate the lower order n-gram probabilities based on the probability of the target word occurring in a new context
- Example:
I can't see without my reading _____.

Kneser-Ney interpolation: intuition

- Use absolute discounting for the higher order n-gram
- Estimate the lower order n-gram probabilities based on the probability of the target word occurring in a new context
- Example:
I can't see without my reading glasses.

Kneser-Ney interpolation: intuition

- Use absolute discounting for the higher order n-gram
- Estimate the lower order n-gram probabilities based on the probability of the target word occurring in a new context
- Example:
I can't see without my reading glasses.
- It turns out the word Francisco is more frequent than glasses (in *the* typical English corpus, PTB)

Kneser-Ney interpolation: intuition

- Use absolute discounting for the higher order n-gram
- Estimate the lower order n-gram probabilities based on the probability of the target word occurring in a new context
- Example:
I can't see without my reading glasses.
- It turns out the word Francisco is more frequent than glasses (in *the* typical English corpus, PTB)
- But Francisco occurs only in the context San Francisco

Kneser-Ney interpolation: intuition

- Use absolute discounting for the higher order n-gram
- Estimate the lower order n-gram probabilities based on the probability of the target word occurring in a new context
- Example:
I can't see without my reading glasses.
- It turns out the word Francisco is more frequent than glasses (in *the* typical English corpus, PTB)
- But Francisco occurs only in the context San Francisco
- Assigning probabilities to unigrams based on the number of unique contexts they appear makes glasses more likely

Kneser-Ney interpolation

for bigrams

$$P_{\text{KN}}(w_i | w_{i-1}) = \frac{C(w_{i-1}w_i) - D}{C(w_i)} + \lambda_{w_{i-1}} \frac{|\{v | C(vw_i) > 0\}|}{\sum_w |\{v | C(vw) > 0\}|}$$

Absolute discount

Unique contexts w_i appears

All unique contexts

- λ s make sure that the probabilities sum to 1
- The same idea can be applied to back-off as well (interpolation seems to work better)

Some shortcomings of the n-gram language models

The n-gram language models are simple and successful, but ...

- They are highly sensitive to the training data: you do not want to use an n-gram model trained on business news for medical texts
- They cannot handle long-distance dependencies:
In the last race, the horse he bought last year finally _____.
- The success often drops in morphologically complex languages
- The smoothing methods are often 'a bag of tricks'

A quick summary

Markov assumption

- Our aim is to assign probabilities to sentences $P(\text{I 'm sorry , Dave .}) = ?$

A quick summary

Markov assumption

- Our aim is to assign probabilities to sentences $P(\text{I 'm sorry , Dave .}) = ?$

Problem: We cannot just count & divide

- Most sentences are rare: no (reliable) way to count their occurrences
- Sentence-internal structure tells a lot about it's probability

A quick summary

Markov assumption

- Our aim is to assign probabilities to sentences $P(\text{I 'm sorry , Dave .}) = ?$

Problem: We cannot just count & divide

- Most sentences are rare: no (reliable) way to count their occurrences
- Sentence-internal structure tells a lot about it's probability

Solution: Divide up, simplify with a Markov assumption

$P(\text{I 'm sorry , Dave}) =$

$$P(\text{I} | \langle s \rangle) P(\text{'m} | \text{I}) P(\text{sorry} | \text{'m}) P(, | \text{sorry}) P(\text{Dave} | ,) P(. | \text{Dave}) P(\langle /s \rangle | .)$$

Now we can count the parts (n-grams), and estimate their probability with MLE.

A quick summary

Smoothing

Problem The MLE assigns 0 probabilities to unobserved n-grams, and any sentence containing unobserved n-grams. In general, it *overfits*

A quick summary

Smoothing

Problem The MLE assigns 0 probabilities to unobserved n-grams, and any sentence containing unobserved n-grams. In general, it *overfits*

Solution Reserve some probability mass for unobserved n-grams
Additive smoothing add α to every count

$$P_{+\alpha}(w_{i-n+1}^i | w_{i-n+1}^{i-1}) = \frac{C(w_{i-n+1}^i) + \alpha}{C(w_{i-n+1}^{i-1}) + \alpha V}$$

Discounting

- reserve a fixed amount of probability mass to unobserved n-grams
- normalize the probabilities of observed n-grams

(e.g., Good-Turing smoothing)



A quick summary

Back-off & interpolation

Problem if unseen we assign the same probability for

- black squirrel
- black wug



A quick summary

Back-off & interpolation

Problem if unseen we assign the same probability for

- black squirrel
- black wug

Solution Fall back to lower-order n-grams when you cannot estimate the higher-order n-gram

Back-off

$$P(w_i | w_{i-1}) = \begin{cases} P^*(w_i | w_{i-1}) & \text{if } C(w_{i-1}w_i) > 0 \\ \alpha P(w_i) & \text{otherwise} \end{cases}$$

Interpolation

$$P_{\text{int}}(w_i | w_{i-1}) = \lambda P(w_i | w_{i-1}) + (1 - \lambda)P(w_i)$$

Now $P(\text{squirrel})$ contributes to $P(\text{squirrel} | \text{black})$, it should be higher than $P(\text{wug} | \text{black})$.

A quick summary

Problems with simple back-off / interpolation

Problem if unseen, we assign the same probability for

- black squirrel
- wuggy squirrel

A quick summary

Problems with simple back-off / interpolation

Problem if unseen, we assign the same probability for

- black squirrel
- wuggy squirrel

Solution make normalizing constants (α , λ) context dependent, higher for context n-grams that are more frequent

Back-off

$$P(w_i | w_{i-1}) = \begin{cases} P^*(w_i | w_{i-1}) & \text{if } C(w_{i-1}w_i) > 0 \\ \alpha_{i-1}P(w_i) & \text{otherwise} \end{cases}$$

Interpolation

$$P_{\text{int}}(w_i | w_{i-1}) = P^*(w_i | w_{i-1}) + \lambda_{w_{i-1}}P(w_i)$$

Now $P(\text{black})$ contributes to $P(\text{squirrel} | \text{black})$, it should be higher than $P(\text{wuggy} | \text{squirrel})$.

A quick summary

More problems with back-off / interpolation

Problem if unseen, we assign higher probability to

- reading Francisco

than

- reading glasses

A quick summary

More problems with back-off / interpolation

Problem if unseen, we assign higher probability to

- reading Francisco

than

- reading glasses

Solution Assigning probabilities to unigrams based on the number of unique contexts they appear

Francisco occurs only in *San Francisco*, but *glasses* occur in more contexts.

Cluster-based n-grams

- The idea is to cluster the words, and fall-back (back-off or interpolate) to the cluster
- For example,
 - a clustering algorithm is likely to form a cluster containing words for food, e.g., {apple, pear, broccoli, spinach}
 - if you have never seen eat your broccoli, estimate

$$P(\text{broccoli} | \text{eat your}) = P(\text{FOOD} | \text{eat your}) \times P(\text{broccoli} | \text{FOOD})$$

- Clustering can be
 - hard a word belongs to only one cluster (simplifies the model)
 - soft words can be assigned to clusters probabilistically (more flexible)

Skipping

- The contexts
 - boring | the lecture was
 - boring | (the) lecture yesterday wasare completely different for an n-gram model
- A potential solution is to consider contexts with gaps, ‘skipping’ one or more words
- We would, for example model $P(e | abcd)$ with a combination (e.g., interpolation) of
 - $P(e | abc_)$
 - $P(e | ab_d)$
 - $P(e | a_cd)$
 - ...

Modeling sentence types

- Another way to improve a language model is to condition on the sentence types
- The idea is different types of sentences (e.g., ones related to different topics) have different behavior
- Sentence types are typically based on clustering
- We create multiple language models, one for each sentence type
- Often a 'general' language model is used, as a fall-back

Caching

- If a word is used in a document, its probability of being used again is high
- Caching models condition the probability of a word, to a larger context (besides the immediate history), such as
 - the words in the document (if document boundaries are marked)
 - a fixed window around the word

Structured language models

- Another possibility is using a generative parser
- Parsers try to explicitly model (good) sentences
- Parsers naturally capture long-distance dependencies
- Parsers require much more computational resources than the n-gram models
- The improvements are often small (if any)

Maximum entropy models

- We can fit a logistic regression 'max-ent' model predicting $P(w \mid \text{context})$
- Main advantage is to be able to condition on arbitrary features

Neural language models

- Similar to maxent models, we can train a feed-forward network that predicts a word from its context
- (gated) Recurrent networks are more suitable to the task:
 - Train a recurrent network to predict the next word in the sequence
 - The hidden representations reflect what is useful in the history
- Combined with *embeddings*, RNN language models are generally more successful than n-gram models

Some notes on implementation

- The typical use of n-gram models are on (very) large corpora
- We often need to pay attention to numeric instability issues:
 - It is more convenient to work with ‘log probabilities’
 - Sometimes (log) probabilities are ‘binned’ into integers, stored with small number of bits in memory
- Memory or storage may become a problem too
 - Assuming words below a frequency are ‘unknown’ often helps
 - Choice of correct data structure becomes important,
 - A common data structure is a *trie* or a *suffix tree*

Summary

- We want to assign probabilities to sentences
- N-gram language models do this by
 - estimating probabilities of parts of the sentence (n-grams)
 - use the n-gram probability and a conditional independence assumption to estimate the probability of the sentence
- MLE estimate for n-gram overfit
- Smoothing is a way to fight overfitting
- Back-off and interpolation yields better ‘smoothing’
- There are other ways to improve n-gram models, and language models without (explicitly) use of n-grams

Summary

- We want to assign probabilities to sentences
- N-gram language models do this by
 - estimating probabilities of parts of the sentence (n-grams)
 - use the n-gram probability and a conditional independence assumption to estimate the probability of the sentence
- MLE estimate for n-gram overfit
- Smoothing is a way to fight overfitting
- Back-off and interpolation yields better ‘smoothing’
- There are other ways to improve n-gram models, and language models without (explicitly) use of n-grams

Next:

Today POS tagging

Mon/Fri Statistical parsing

Additional reading, references, credits

- Textbook reference: Jurafsky and Martin (2009, chapter 4) (draft chapter for the 3rd version is also available). Some of the examples in the slides come from this book.
- Chen and J. Goodman (1998) and Chen and J. Goodman (1999) include a detailed comparison of smoothing methods. The former (technical report) also includes a tutorial introduction
- J. T. Goodman (2001) studies a number of improvements to (n-gram) language models we have discussed. This technical report also includes some introductory material
- Gale and Sampson (1995) introduce the ‘simple’ Good-Turing estimation noted on Slide 15. The article also includes an introduction to the basic method.

Additional reading, references, credits (cont.)

- The quote from *2001: A Space Odyssey*, ‘I’m sorry Dave. I’m afraid I can’t do it.’ is probably one of the most frequent quotes in the CL literature. It was also quoted, among many others, by Jurafsky and Martin (2009).
- The HAL9000 camera image on page 15 is from Wikipedia, (re)drawn by Wikipedia user Cryteria.
- The Herman comic used in slide 4 is also a popular example in quite a few lecture slides posted online, it is difficult to find out who was the first.
- The smoothing visualization on slide ?? inspired by Julia Hockenmaier’s slides.



Chen, Stanley F and Joshua Goodman (1998). *An empirical study of smoothing techniques for language modeling*. Tech. rep. TR-10-98. Harvard University, Computer Science Group. URL: <https://dash.harvard.edu/handle/1/25104739>.



— (1999). “An empirical study of smoothing techniques for language modeling”. In: *Computer speech & language* 13.4, pp. 359–394.



Chomsky, Noam (1968). “Quine’s empirical assumptions”. In: *Synthese* 19.1, pp. 53–68. DOI: 10.1007/BF00568049.

Additional reading, references, credits (cont.)



Gale, William A and Geoffrey Sampson (1995). "Good-Turing frequency estimation without tears". In: *Journal of Quantitative Linguistics* 2.3, pp. 217–237.



Goodman, Joshua T (2001). *A bit of progress in language modeling extended version*. Tech. rep. MSR-TR-2001-72. Microsoft Research.



Jurafsky, Daniel and James H. Martin (2009). *Speech and Language Processing: An Introduction to Natural Language Processing, Computational Linguistics, and Speech Recognition*. second. Pearson Prentice Hall. ISBN: 978-0-13-504196-3.



Shillcock, Richard (1995). "Lexical Hypotheses in Continuous Speech". In: *Cognitive Models of Speech Processing*. Ed. by Gerry T. M. Altmann. MIT Press.